



2025-26 AUXILIARY RATE RECOMMENDATIONS

BOARD OF REGENTS'
BUSINESS AND FINANCE COMMITTEE
APRIL 16, 2025

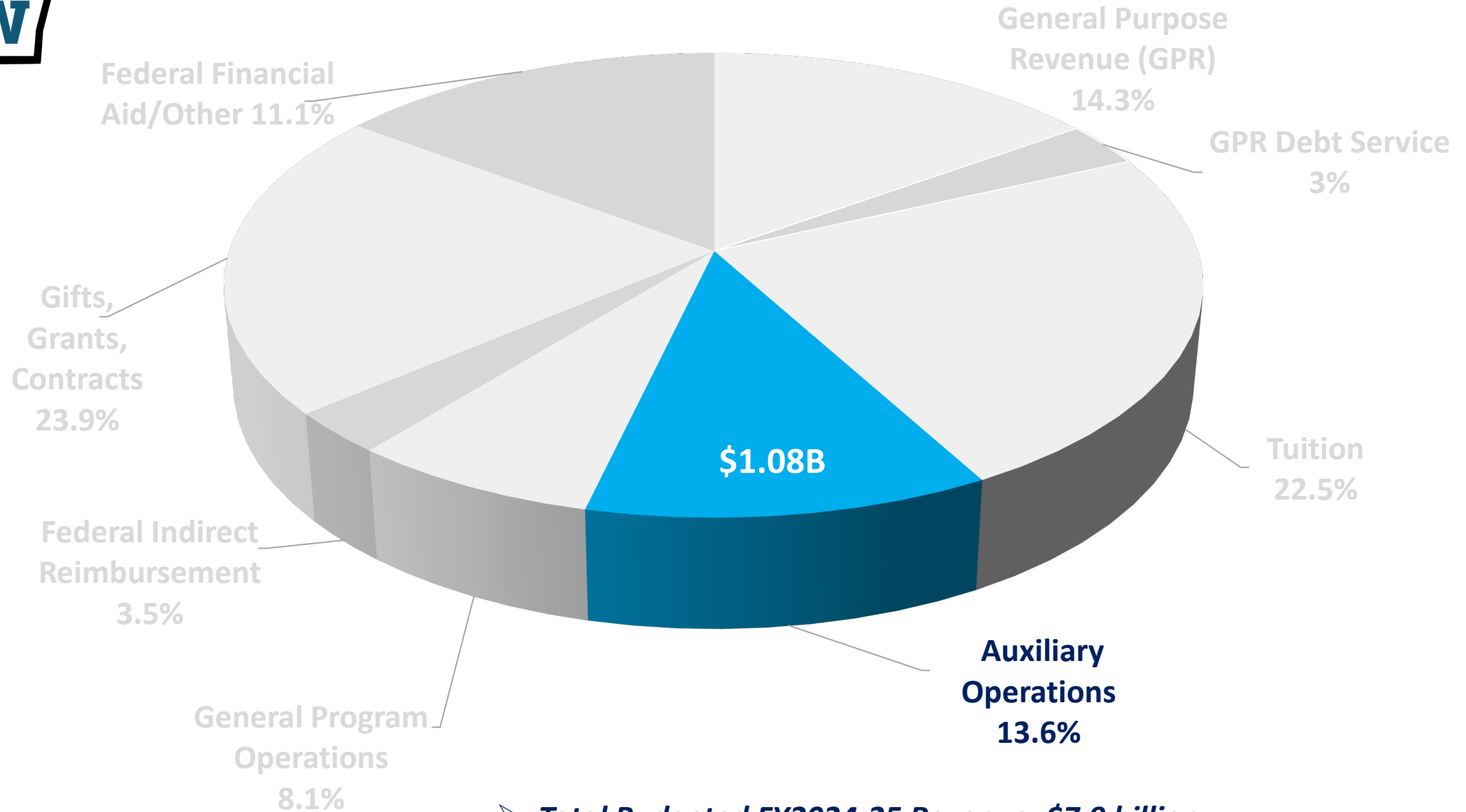


BIENNIAL BUDGET & TUITION PLANNING

- The UW 2025-27 biennial budget request includes items that tuition would need to address if not funded by the State:
 - Fully funded general wage adjustments
 - Fully funded merit and market salary adjustments
 - Student accessibility and success initiatives
- With uncertainty surrounding the \$855 million biennial budget request, **tuition proposals will be addressed at a future meeting**
- **Segregated fees, room, and board are approximately 58% of the Board-approved costs of attendance** for an undergraduate resident student living on campus



FY25 REVENUE SOURCE: AUXILIARIES



➤ **Total Budgeted FY2024-25 Revenue: \$7.9 billion**



FY26 GENERAL AUXILIARY DRIVING COST FACTORS

- Assumes **5% pay plan** increase effective July 1, 2025 (FY26)
 - Included in Board's 2025-27 biennial budget request and in the Governor's budget proposal
- **Composite fringe benefit** rates for all funds
- Impact of **inflation**
 - Food service contracts
 - Software/IT contracts



Rate Recommendation: Segregated Fees



FY26 AUXILIARY RATES: SEGREGATED FEES

Segregated fee increases are limited to competitive wage adjustments, contractual agreements, debt service, enumerated capital projects, student-initiated proposals, and student safety



FY26 AUXILIARY RATES: SEGREGATED FEES

Segregated fee increases are limited to competitive wage adjustments, contractual agreements, debt service, enumerated capital projects, student-initiated proposals, and student safety

Segregated fees are charges, in addition to tuition, assessed to all students for student services, organized activities, programs, and facilities.



FY26 AUXILIARY RATES: SEGREGATED FEES

Segregated fee increases are limited to competitive wage adjustments, contractual agreements, debt service, enumerated capital projects, student-initiated proposals, and student safety

Segregated fees are charges, in addition to tuition, assessed to all students for student services, organized activities, programs, and facilities.

Segregated fees are reviewed by student governance at each campus prior to being submitted.



FY26 AUXILIARY RATES: SEGREGATED FEES

Segregated fee increases are limited to competitive wage adjustments, contractual agreements, debt service, enumerated capital projects, student-initiated proposals, and student safety

Segregated fees are charges, in addition to tuition, assessed to all students for student services, organized activities, programs, and facilities.

Segregated fees are reviewed by student governance at each campus prior to being submitted.



Total segregated fees are proposed to increase, on average at 4-year universities, by \$55 per year, or 3.5%



FY26 Segregated Fee Increases by Category

(doctoral and comprehensive universities)

Major Projects includes:

- Debt service in the unions at Milwaukee, La Crosse, and Oshkosh
- Debt service in sports programming and facilities at Green Bay, Parkside, and Stevens Point

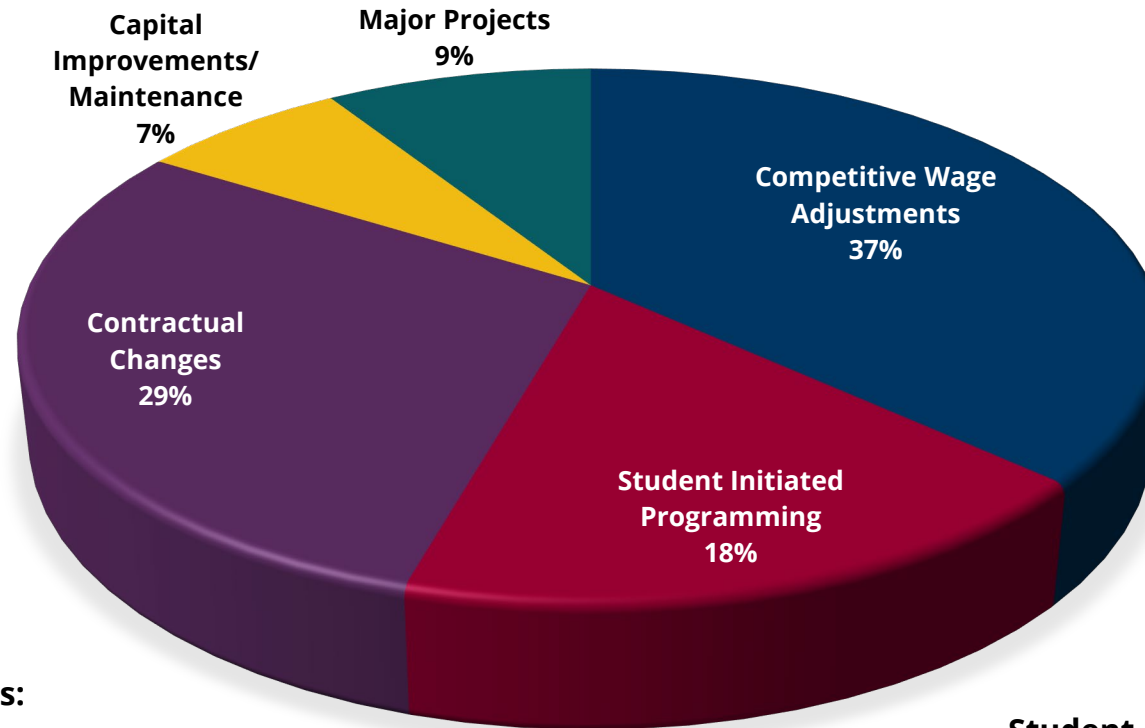
Contractual Changes includes:

- Transit
- Municipal Services
- Sports Programming & Facilities
- Health & Counseling
- Student Life
- Union
- Organized Activities

Student Initiated includes:

- Sports Programming & Facilities
- Organized Activities
- Mental Health
- Municipal Services
- Union
- Transit
- Student Life

➤ **Average Increase of \$55, or by 3.5%**





SUMMARY OF PROPOSED SEGREGATED FEES

(doctoral and comprehensive universities)

| UW University | FY25 Seg Fee Rate | FY26 Seg Fee Rate | \$ Change | % Change |
|----------------------|-------------------|-------------------|-----------|----------|
| Madison | \$ 1,597 | \$ 1,660 | \$ 63 | 4.0% |
| Milwaukee | \$ 1,626 | \$ 1,705 | \$ 79 | 4.9% |
| Eau Claire | \$ 1,711 | \$ 1,739 | \$ 28 | 1.6% |
| Green Bay | \$ 1,575 | \$ 1,575 | \$ - | 0.0% |
| La Crosse | \$ 1,563 | \$ 1,610 | \$ 47 | 3.0% |
| Oshkosh | \$ 1,471 | \$ 1,579 | \$ 108 | 7.4% |
| Parkside | \$ 1,292 | \$ 1,331 | \$ 39 | 3.0% |
| Platteville | \$ 1,299 | \$ 1,330 | \$ 31 | 2.4% |
| River Falls | \$ 1,703 | \$ 1,719 | \$ 16 | 0.9% |
| Stevens Point | \$ 1,670 | \$ 1,730 | \$ 60 | 3.6% |
| Stout | \$ 1,671 | \$ 1,758 | \$ 87 | 5.2% |
| Superior | \$ 1,731 | \$ 1,836 | \$ 105 | 6.1% |
| Whitewater | \$ 1,287 | \$ 1,344 | \$ 56 | 4.4% |

Average: \$ 1,554 \$ 1,609 \$ 55

3.5%

Prior-year average increase of \$74 or 5.0%



Rate Recommendation: Room and Board



FY26 AUXILIARY RATES: ROOM AND BOARD

Room and Board constitutes approx 50% of the Board-approved cost of attendance, or \$9,150 on average, for a resident undergraduate living on campus



FY26 AUXILIARY RATES: ROOM AND BOARD

Room and Board constitutes approx 50% of the Board-approved cost of attendance, or \$9,150 on average, for a resident undergraduate living on campus

Increased costs for food supply, utilities, debt service, and compensation are responsible for the majority of proposed rate increases



FY26 AUXILIARY RATES: ROOM AND BOARD

Room and Board constitutes approx 50% of the Board-approved cost of attendance, or \$9,150 on average, for a resident undergraduate living on campus

Increased costs for food supply, utilities, debt service, and compensation are responsible for the majority of proposed rate increases



Room and Board rates are proposed to increase, on average by \$245 per year, or 2.8%

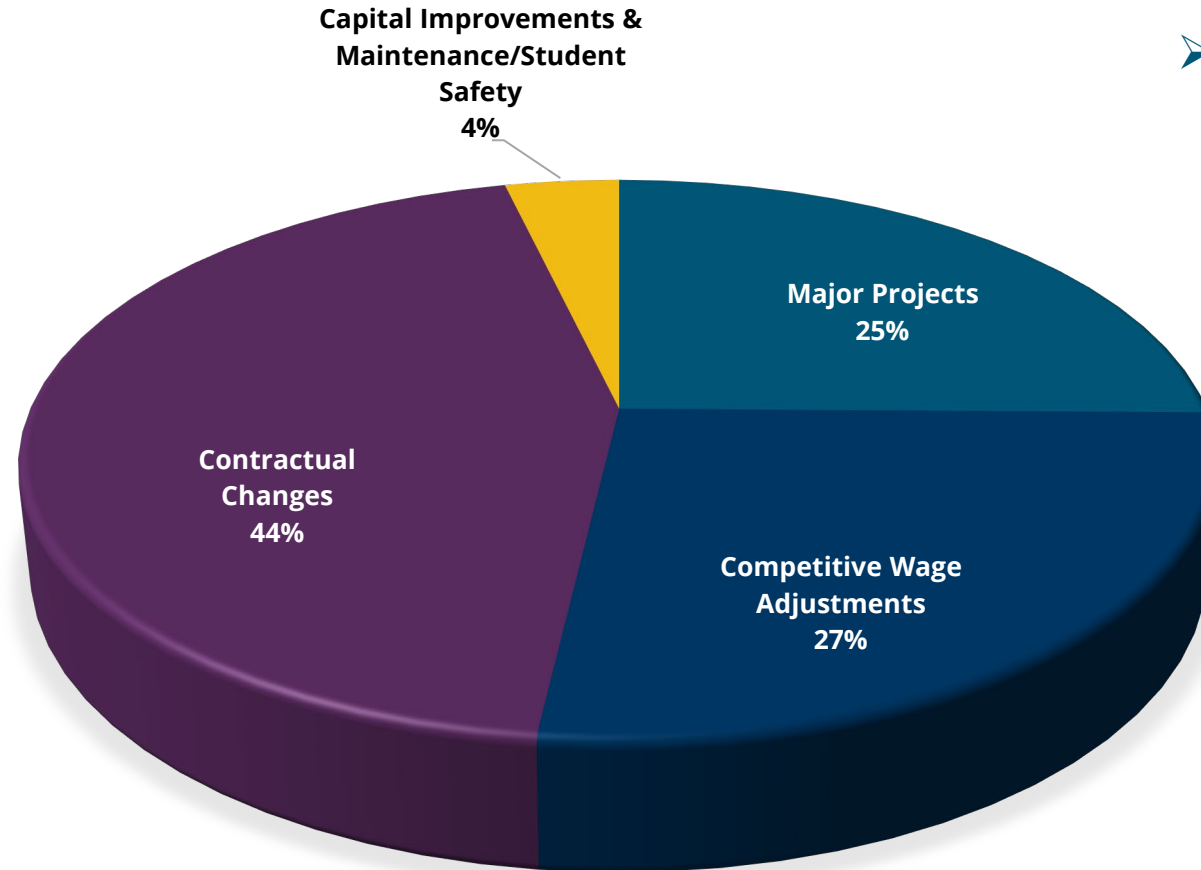


FY26 Room and Board Increases by Category

(average cost for majority of students at doctoral and comprehensive universities)

Contractual Changes includes:

- Food costs and contract increases for dining operations at Madison, Milwaukee, Green Bay, La Crosse, Oshkosh, Parkside, River Falls, Stevens Point, Stout, Superior, and Whitewater
- Increased utilities and other service costs in the residence halls at Green Bay, La Crosse, Oshkosh, Parkside, Platteville, Stevens Point, Stout, Superior, and Whitewater



➤ **Average Increase of \$245, or by 2.8%**

Major Projects includes:

- Debt service in the residence halls and/or dining locations at Madison, La Crosse, Stout, and Whitewater
- Design fees for the Sandburg East Hall Tower bathroom renovations at Milwaukee
- Design fees for the Esker Hall remodel at Whitewater



SUMMARY OF PROPOSED ROOM AND BOARD RATES

| UW University | FY25 Room Rate | FY26 Room Rate | \$ Change | FY25 Meal Plan | FY26 Meal Plan | \$ Change | Total Room and Board \$ Change | Total Room and Board % Change |
|---------------|-------------------|-------------------|--------------|-------------------|-------------------|--------------|--------------------------------------|-------------------------------------|
| Madison | \$ 7,633 | \$ 7,833 | \$ 200 | \$ 4,500 | \$ 4,600 | \$ 100 | \$ 300 | 2.5% |
| Milwaukee | \$ 6,545 | \$ 6,675 | \$ 130 | \$ 4,680 | \$ 4,820 | \$ 140 | \$ 270 | 2.4% |
| Eau Claire | \$ 5,540 | \$ 5,540 | \$ - | \$ 3,730 | \$ 3,720 | \$ (10) | \$ (10) | -0.1% |
| Green Bay | \$ 5,073 | \$ 5,263 | \$ 190 | \$ 3,140 | \$ 3,200 | \$ 60 | \$ 250 | 3.0% |
| La Crosse | \$ 4,556 | \$ 4,693 | \$ 137 | \$ 3,054 | \$ 3,191 | \$ 137 | \$ 274 | 3.6% |
| Oshkosh | \$ 5,309 | \$ 5,428 | \$ 119 | \$ 3,760 | \$ 3,967 | \$ 207 | \$ 326 | 3.6% |
| Parkside | \$ 5,223 | \$ 5,370 | \$ 147 | \$ 3,264 | \$ 3,506 | \$ 242 | \$ 389 | 4.6% |
| Platteville | \$ 5,220 | \$ 5,380 | \$ 160 | \$ 3,310 | \$ 3,310 | \$ - | \$ 160 | 1.9% |
| River Falls | \$ 4,952 | \$ 5,100 | \$ 148 | \$ 2,990 | \$ 3,170 | \$ 180 | \$ 328 | 4.1% |
| Stevens Point | \$ 5,050 | \$ 5,075 | \$ 25 | \$ 3,750 | \$ 3,800 | \$ 50 | \$ 75 | 0.9% |
| Stout | \$ 5,140 | \$ 5,340 | \$ 200 | \$ 3,518 | \$ 3,622 | \$ 104 | \$ 304 | 3.5% |
| Superior | \$ 4,751 | \$ 4,905 | \$ 154 | \$ 3,146 | \$ 3,240 | \$ 94 | \$ 248 | 3.1% |
| Whitewater | \$ 4,750 | \$ 4,916 | \$ 166 | \$ 3,175 | \$ 3,297 | \$ 122 | \$ 288 | 3.6% |

Average: \$ 5,365 \$ 5,501 \$ 136 \$ 3,540 \$ 3,649 \$ 109 \$ 245

2.8%

Prior-year average increase of \$266 or 3.1%



FY26 Average Segregated Fees, Room, and Board for Resident Undergraduates



TOTAL PROPOSED CHANGE IN SEGREGATED FEES, ROOM, AND BOARD FOR RESIDENT UNDERGRADUATES

| UW University | Segregated Fees | Room Rate | Meal Plan | FY26 Total | Total \$ Change over FY25 | Total % Change over FY25 |
|---------------|-----------------|-----------|-----------|------------|---------------------------|--------------------------|
| Madison | \$ 1,660 | \$ 7,833 | \$ 4,600 | \$ 14,093 | \$ 363 | 2.6% |
| Milwaukee | \$ 1,705 | \$ 6,675 | \$ 4,820 | \$ 13,200 | \$ 349 | 2.7% |
| Eau Claire | \$ 1,739 | \$ 5,540 | \$ 3,720 | \$ 10,999 | \$ 18 | 0.2% |
| Green Bay | \$ 1,575 | \$ 5,263 | \$ 3,200 | \$ 10,038 | \$ 250 | 2.6% |
| La Crosse | \$ 1,610 | \$ 4,693 | \$ 3,191 | \$ 9,494 | \$ 321 | 3.5% |
| Oshkosh | \$ 1,579 | \$ 5,428 | \$ 3,967 | \$ 10,974 | \$ 434 | 4.1% |
| Parkside | \$ 1,331 | \$ 5,370 | \$ 3,506 | \$ 10,207 | \$ 428 | 4.4% |
| Platteville | \$ 1,330 | \$ 5,380 | \$ 3,310 | \$ 10,020 | \$ 191 | 1.9% |
| River Falls | \$ 1,719 | \$ 5,100 | \$ 3,170 | \$ 9,989 | \$ 344 | 3.6% |
| Stevens Point | \$ 1,730 | \$ 5,075 | \$ 3,800 | \$ 10,605 | \$ 135 | 1.3% |
| Stout | \$ 1,758 | \$ 5,340 | \$ 3,622 | \$ 10,720 | \$ 391 | 3.8% |
| Superior | \$ 1,836 | \$ 4,905 | \$ 3,240 | \$ 9,981 | \$ 353 | 3.7% |
| Whitewater | \$ 1,344 | \$ 4,916 | \$ 3,297 | \$ 9,557 | \$ 344 | 3.7% |

Average: \$ 1,609 \$ 5,501 \$ 3,649 \$ 10,760 \$ 302

2.9%

Prior-year average increase of \$340 or 3.4%



Rate Recommendation: Textbook Rental Fees



SUMMARY OF PROPOSED TEXTBOOK RENTAL FEES

| Campus | FY25 Textbook Rental Rate | FY26 Textbook Rental Rate | \$ Change | % Change |
|----------------|---------------------------|---------------------------|-----------|----------|
| Eau Claire | \$ 140.00 | \$ 140.00 | \$ - | 0.0% |
| EAU-Barron | \$ 140.00 | \$ 140.00 | \$ - | 0.0% |
| La Crosse | \$ 173.92 | \$ 173.92 | \$ - | 0.0% |
| Platteville | \$ 219.00 | \$ 219.00 | \$ - | 0.0% |
| PLT-Baraboo | \$ 219.00 | \$ 219.00 | \$ - | 0.0% |
| River Falls | \$ 184.30 | \$ 187.00 | \$ 2.70 | 1.5% |
| Stevens Point | \$ 180.00 | \$ 192.00 | \$ 12.00 | 6.7% |
| STP-Marshfield | \$ 180.00 | \$ 192.00 | \$ 12.00 | 6.7% |
| STP-Wausau | \$ 180.00 | \$ 192.00 | \$ 12.00 | 6.7% |
| Stout | \$ 414.30 | \$ 436.50 | \$ 22.20 | 5.4% |
| Whitewater | \$ 210.00 | \$ 228.45 | \$ 18.45 | 8.8% |
| WTW-Rock | \$ 168.48 | \$ 176.84 | \$ 8.36 | 5.0% |



ACKNOWLEDGEMENTS

Partners at the UW Universities: Chancellors, Chief Business Officers, Budget Directors and staff, Controllers, Auxiliary Directors and staff, Student Government Associations

UWSA Staff: Sara Voigts, Renee Stephenson, Anna Dorn, Jennifer Goytowski, Chrissy Klappa, Mickie Krall, Josh Smith, David Volz



QUESTIONS?