

12-month Enrollment 2024-25

Institution: University of Wisconsin-Milwaukee Flex (491288)

User ID: 55C0011

Overview

12-month Enrollment Overview

The 12-month Enrollment survey component collects unduplicated student enrollment counts and instructional activity data for an entire 12-month period. Using the instructional activity data reported, a full-time equivalent (FTE) student enrollment at the undergraduate and graduate level is estimated (4-year institutions only). Institutions with Doctor's - professional practice students will also report the FTE enrollment of those students (4-year institutions only). NCES uses the FTE enrollment to produce indicators such as expenses by function per FTE as reported in the IPEDS Data Feedback Report.

Data Reporting Reminder:

- All institutions must use the July 1 - June 30 reporting period.
- Report data to accurately reflect the time period corresponding with the IPEDS survey component, even if such reporting is seemingly inconsistent with prior-year reporting.

Changes in reporting

The following changes were implemented for the 2024-25 data collection period:

- Added screening question to indicate whether the institution enrolled high school students in college courses for credit during the 12-month reporting period. Note: This screening question originally appeared on the Institutional Characteristics Header component when first added in the 2023–24 data collection. This item was added to the 12-month (E12) component in the 2024–25 data collection to better align the timing of this screening question to the reporting of the enrollment counts. This change was prompted by feedback from the IPEDS Help Desk and IPEDS data reporters that separating the screening question and enrollment count reporting on two different components led to confusion and timing misalignment.
- Revised the Gender Unknown or Another Gender than Provided Categories screen for clarity.
- Removed mention of "non-first-time" on survey screens and instructions when discussing "transfer-in" student enrollment status to clarify the distinction between these two terms. This change was prompted by feedback from the IPEDS data reporters and data users that IPEDS survey materials conflated the concepts of "transfer-in" and "non-first-time," which led to misunderstanding in interpretation. This change will clearly separate these two concepts in the IPEDS survey materials to improve clarity and understanding of these terms.
- Added a new FAQ to better clarify the relationship between "transfer-in" enrollment status on the Fall Enrollment (EF) and 12-month Enrollment (E12) components and the "non-first-time" cohort on the Outcome Measures (OM) component. This change was prompted by feedback from the IPEDS data reporters and data users that the IPEDS survey materials conflated the concepts of "transfer-in" and "non-first-time," which led to misunderstanding in interpretation. This change will clearly separate these two concepts in IPEDS survey materials to improve clarity and understanding of these terms.
- Revised definition for "Transfer-in student" Glossary term to improve clarity. This change was prompted by feedback from the IPEDS data reporters and data users that the current definition for "Transfer-in student" led to misunderstanding in interpretation. This change will clarify this term for greater understanding among the IPEDS audiences.
- Revised definition for "Non-first-time student (undergraduate)" Glossary term to improve clarity. This change was prompted by feedback from the IPEDS data reporters and data users that the current definition for "Non-first-time student (undergraduate)" led to misunderstanding in interpretation. This change will clarify this term for greater understanding among the IPEDS audiences.
- Revised definition for "Continuing/Returning student (undergraduate)" Glossary term to improve clarity. This change was prompted by feedback from the IPEDS data reporters and data users that the current definition for "Continuing/Returning student (undergraduate)" led to misunderstanding in interpretation. This change will clarify this term for greater understanding among the IPEDS audiences.

Resources:


- To download the survey materials for this component: [Survey Materials](#)
- To access your prior year data submission for this component: [Reported Data](#)

If you have questions about completing this survey, please contact the IPEDS Help Desk at 1-877-225-2568.

12-month Enrollment Screening Questions

1. Which instructional activity units will you use to report undergraduate instructional activity?

- Undergraduate instructional activity data in Part B may be reported in units of clock hours or credit hours.
 - Please note that any graduate level instructional activity must be reported in credit hours. (4-year institutions only)
- Clock hours
- Credit hours
- Both clock and credit hours (some undergraduate programs measured in clock hours and some measured in credit hours)

 You may use the box below to provide additional context for the data you have reported above. Context notes will be posted on the College Navigator website. Therefore, you should write all context notes using proper grammar (e.g., complete sentences with punctuation) and common language that can be easily understood by students and parents (e.g., spell out acronyms).

2. Did your institution enroll high school students in college courses for credit during the 12-month Enrollment (E12) reporting period of July 1, 2023 - June 30, 2024?

*If you answer **Yes** to this question, you will be able to report the unduplicated count of high school students enrolled in college courses for credit on Part C of the 12-month Enrollment (E12) survey component.*

- Yes.
- Within a dual enrollment program.
 - Outside a dual enrollment program.
- No

Note:

Within a dual enrollment program is defined as within an organized system with special guidelines that allows high school students to take college-level courses. The guidelines might have to do with entrance or eligibility requirements, funding, limits on course taking, etc.

Outside a dual enrollment program is defined as high school students who simply enroll in credit courses through your institution, and are treated as regularly enrolled college students.

Part A - Unduplicated Count for Full-time Undergraduate Students

12-month Unduplicated Count by Race/Ethnicity and Gender - Full-time Undergraduate Students

July 1, 2023 – June 30, 2024

Reporting Reminders:

- The 12-month unduplicated count must be equal or greater than the corresponding prior year fall enrollment.
- Report Hispanic/Latino individuals of any race as Hispanic/Latino
- Report race for non-Hispanic/Latino individuals only
- Even though Teacher Preparation certificate programs may require a bachelor's degree for admission, they are considered subbaccalaureate undergraduate programs, and students in these programs are undergraduate students.

Men

Students enrolled for <u>credit</u>	Degree/certificate-seeking				Non-degree/ non-certificate-seeking	Total, Full-time undergraduate students
	First-time	Transfer-in	Continuing/ Returning	Total degree/certificate-seeking		
<u>U.S. Nonresident</u>	0	0	0	0	0	0
<u>Hispanic/Latino</u>	0	2	2	4	0	4
<u>American Indian or Alaska Native</u>	0	0	0	0	0	0
<u>Asian</u>	0	1	0	1	0	1
<u>Black or African American</u>	0	3	1	4	0	4
<u>Native Hawaiian or Other Pacific Islander</u>	0	0	0	0	0	0
<u>White</u>	0	6	12	18	1	19
Two or more races	0	0	1	1	0	1
<u>Race and ethnicity unknown</u>	0	0	2	2	0	2
Total men	0	12	18	30	1	31
<i>Total men prior year</i>		<i>12</i>	<i>9</i>	<i>21</i>	<i>1</i>	<i>22</i>

Women

Students enrolled for <u>credit</u>	Degree/certificate-seeking				Non-degree/ non-certificate-seeking	Total, Full-time undergraduate students
	First-time	Transfer-in	Continuing/ Returning	Total degree/certificate-seeking		
<u>U.S. Nonresident</u>	0	0	0	0	0	0
<u>Hispanic/Latino</u>	0	2	0	2	0	2
<u>American Indian or Alaska Native</u>	0	0	0	0	0	0
<u>Asian</u>	0	0	0	0	0	0
<u>Black or African American</u>	0	7	2	9	2	11
<u>Native Hawaiian or Other Pacific Islander</u>	0	0	0	0	0	0
<u>White</u>	0	20	13	33	0	33
Two or more races	0	2	1	3	0	3
<u>Race and ethnicity unknown</u>	0	2	1	3	0	3
Total women	0	33	17	50	2	52
<i>Total women prior year</i>		<i>20</i>	<i>26</i>	<i>46</i>	<i>0</i>	<i>46</i>

Grand total (2023-24)	0	45	35	80	3	83
<i>Prior year data:</i>						
<i>Grand total (men+women) prior year</i>		<i>32</i>	<i>35</i>	<i>67</i>	<i>1</i>	<i>68</i>
<i>Total Full-time undergraduate enrollment Fall 2023</i> <i>NOTE: Grand total (2023-24) calculated above is expected to be greater than total Full-time undergraduate enrollment Fall 2023.</i>		<i>19</i>	<i>38</i>	<i>57</i>	<i>1</i>	<i>58</i>

Part A - Unduplicated Count for Part-time Undergraduate Students

12-month Unduplicated Count by Race/Ethnicity and Gender - Part-time Undergraduate Students

July 1, 2023 – June 30, 2024

Reporting Reminders:

- The 12-month unduplicated count must be equal or greater than the corresponding prior year fall enrollment.
- Report Hispanic/Latino individuals of any race as Hispanic/Latino
- Report race for non-Hispanic/Latino individuals only
- Even though Teacher Preparation certificate programs may require a bachelor's degree for admission, they are considered subbaccalaureate undergraduate programs, and students in these programs are undergraduate students.

Men

Students enrolled for <u>credit</u>	Degree/certificate-seeking				Non-degree/ non-certificate-seeking	Total, Part-time undergraduate students
	First-time	Transfer-in	Continuing/ Returning	Total degree/certificate-seeking		
<u>U.S. Nonresident</u>	0	0	0	0	0	0
<u>Hispanic/Latino</u>	0	11	10	21	4	25
<u>American Indian or Alaska Native</u>	0	0	1	1	0	1
<u>Asian</u>	1	4	4	9	0	9
<u>Black or African American</u>	0	10	4	14	1	15
<u>Native Hawaiian or Other Pacific Islander</u>	0	0	0	0	0	0
<u>White</u>	6	74	80	160	27	187
Two or more races	0	5	3	8	1	9
<u>Race and ethnicity unknown</u>	0	7	5	12	3	15
Total men	7	111	107	225	36	261
Total men prior year	5	125	130	260	29	289

Women

Students enrolled for <u>credit</u>	Degree/certificate-seeking				Non-degree/ non-certificate-seeking	Total, Part-time undergraduate students
	First-time	Transfer-in	Continuing/ Returning	Total degree/certificate-seeking		
<u>U.S. Nonresident</u>	0	0	0	0	0	0
<u>Hispanic/Latino</u>	0	19	14	33	3	36
<u>American Indian or Alaska Native</u>	0	0	1	1	0	1
<u>Asian</u>	0	8	0	8	1	9
<u>Black or African American</u>	0	25	7	32	5	37
<u>Native Hawaiian or Other Pacific Islander</u>	0	0	18	18	0	18
<u>White</u>	5	146	247	398	41	439
Two or more races	0	12	7	19	0	19
<u>Race and ethnicity unknown</u>	0	10	15	25	0	25
Total women	5	220	309	534	50	584
Total women prior year	8	224	320	552	45	597

Grand total (2023-24)	12	331	416	759	86	845
Prior year data:						
Grand total (men+women) prior year	13	349	450	812	74	886
Total Part-time undergraduate enrollment Fall 2023 <i>NOTE: Grand total (2023-24) calculated above is expected to be greater than total Part-time undergraduate enrollment Fall 2023.</i>	10	143	360	513	9	522

Part A - Unduplicated Count for Undergraduate Students

12-month Unduplicated Count by Race/Ethnicity and Gender - Undergraduate Student Total

July 1, 2023 – June 30, 2024

Men

Enrolled for credit	Total full-time undergraduate students	Total part-time undergraduate students	Grand total, all undergraduate students
<u>U.S. Nonresident</u>	0	0	0
<u>Hispanic/Latino</u>	4	25	29
<u>American Indian or Alaska Native</u>	0	1	1
<u>Asian</u>	1	9	10
<u>Black or African American</u>	4	15	19
<u>Native Hawaiian or Other Pacific Islander</u>	0	0	0
<u>White</u>	19	187	206
Two or more races	1	9	10
<u>Race and ethnicity unknown</u>	2	15	17
Total men	31	261	292

Women

Enrolled for credit	Total full-time undergraduate students	Total part-time undergraduate students	Grand total, all undergraduate students
<u>U.S. Nonresident</u>	0	0	0
<u>Hispanic/Latino</u>	2	36	38
<u>American Indian or Alaska Native</u>	0	1	1
<u>Asian</u>	0	9	9
<u>Black or African American</u>	11	37	48
<u>Native Hawaiian or Other Pacific Islander</u>	0	18	18
<u>White</u>	33	439	472
Two or more races	3	19	22
<u>Race and ethnicity unknown</u>	3	25	28
Total women	52	584	636

Grand Total (men+women)	83	845	928
--------------------------------	-----------	------------	------------

Part A - Gender Unknown or Another Gender than Provided Categories

12-month Unduplicated Count by Gender Unknown or Another Gender than Provided Categories

Reporting Reminders:

- The purpose of this supplemental section is to determine whether institutions are able to report the number of students for whom gender is unknown and the number of students for whom gender does not align with the 'Men' and 'Women' categories. Note that these students must still be allocated into the 'Men' and 'Women' categories in all other sections of the survey component.
- Institutions should not ask students that do not select a binary gender to allocate themselves to a binary gender category; it is up to the institution to allocate unknown students and students that indicate another gender into the binary categories throughout the forms where required. One method commonly used by institutions is to allocate these students to the binary categories required in other parts of the form using the proportion of men to women reported.
- The 'gender unknown' category is to report students for whom the institution does not know a gender.

Is your institution able to report another gender for the July 1, 2023 - June 30, 2024 reporting period?


If you indicate 'No, my institution is not able to report another gender,' leave the cells in the rows for 'Another gender' blank (i.e., do not report 0). If you indicate 'No, some cells will have a value of less than 5 students,' your institution collects data on another gender, but some cells have a value of less than 5 students, do not report the data and leave the cells in the rows for 'Another gender' blank. If you indicate 'Yes', but no students identified as another gender, please enter '0'.

Undergraduate students:

- No, my institution is not able to report another gender (do not report)
- No, some cells will have a value of less than 5 students (do not report)
- Yes

Of the total students reported, how many students did you allocate to a binary gender category (Men/Women) because their gender was unknown or another gender than the provided categories?

	Number of students	
	Undergraduate students	
	Current Year	Prior year
Grand total	928	954
Gender unknown (i.e., gender information is not known or not collected).	0	0
Another gender (i.e., gender information is known but does not fall into either of the mutually exclusive binary categories provided [Men/Women]).		
Total of Gender unknown + Another gender	0	0
Total of Students for whom gender is known and falls into one of the mutually exclusive binary categories provided [Men/Women]	928	954


 You may use the box below to provide additional context for the data you have reported above. Context notes will be posted on the College Navigator website. Therefore, you should write all context notes using proper grammar (e.g., complete sentences with punctuation) and common language that can be easily understood by students and parents (e.g., spell out acronyms).

Part A – 12-month Enrollment by Distance Education Status

12-month Unduplicated Count - Distance Education Status

July 1, 2023 – June 30, 2024

	Undergraduate Students	
	Degree/certificate-seeking	Non-degree/non-certificate-seeking
Students <i>enrolled exclusively</i> in <u>distance education courses</u>	839	89
Students <i>enrolled in at least one but not all</i> distance education courses		
Students <i>not enrolled in any</i> distance education courses	0	0
Total (Carried forward from part A)	839	89

 You may use the box below to provide additional context for the data you have reported above. Context notes will be posted on the College Navigator website. Therefore, you should write all context notes using proper grammar (e.g., complete sentences with punctuation) and common language that can be easily understood by students and parents (e.g., spell out acronyms).

Part B - Instructional Activity

12-month Instructional Activity

July 1, 2023 - June 30, 2024

Instructional Activity Reporting Reminder:

- Instructional activity is used to calculate an IPEDS FTE based on the institution's reported calendar system.

FTE Reporting Reminder:

- Institutions need not report their own calculations of undergraduate FTE unless IPEDS FTE calculations would be misleading for comparison purposes among all IPEDS reporting institutions.

Instructional Activity

	2023-24 total activity	Prior year data
Undergraduate level:		
<u>Credit hour activity</u>	12,844	13,113


Full-Time Equivalent (FTE) of Students

Calendar system (as reported on the prior year IC survey component):	Other academic calendar
--	-------------------------

If the IPEDS calculated FTE estimates below are not reasonable, **AND** you have reported the correct instructional activity hours above, enter your best FTE estimate in the "Institution reported FTE" column below and save the page. This option should be used **ONLY** if the calculated estimate is not reasonable for your institution and IPEDS comparisons.

Please provide your best estimate of undergraduate FTE for the 12-month reporting period **only if the calculated FTE estimate below is not reasonable for IPEDS comparison purposes**. Please provide an explanation in the context box if the option is used due to Coronavirus Pandemic.

	Calculated FTE 2023-24	Institution reported FTE 2023-24	Prior year FTE 2022-23
Undergraduate student FTE	428 <input checked="" type="checkbox"/>	714	729

 Context notes will be posted on the College Navigator website. Therefore, you should write all context notes using proper grammar (e.g., complete sentences with punctuation) and common language that can be easily understood by students and parents (e.g., spell out acronyms).

NCES uses a divisor for calculating FTE that is suited to traditionally aged college students (e.g., students attending college full time, right from high school). University of Wisconsin Flexible Option is geared toward non-traditionally aged college students (e.g., older students who typically work full-time and have families). The institutionally reported FTE for the UW Flexible Option uses a different calculation more suited to the non-traditionally aged student population.

Prepared by

Prepared by

Reporting Reminders:

- The name of the preparer is being collected so that we can follow up with the appropriate person in the event that there are questions concerning the data.
- The Keyholder will be copied on all email correspondence to other preparers.
- The time it took to prepare this component is being collected so that we can continue to improve our estimate of the reporting burden associated with IPEDS.
- Please include in your estimate the time it took for you to review instructions, query and search data sources, complete and review the component, and submit the data through the Data Collection System.
- Thank you for your assistance.

This survey component was prepared by:					
<input type="radio"/>	Keyholder	<input type="radio"/>	SFA Contact	<input type="radio"/>	HR Contact
<input type="radio"/>	Finance Contact	<input type="radio"/>	Academic Library Contact	<input checked="" type="radio"/>	Other
Name:	<input type="text" value="Mark Mailloux"/>				
Email:	<input type="text" value="mark.mailloux@uwex.wisconsin.edu"/>				

How many staff from your institution only were involved in the data collection and reporting process of this survey component?
<input type="text" value="1.00"/> Number of Staff (including yourself)

How many hours did you and others from your institution only spend on each of the steps below when responding to this survey component? <i>Exclude the hours spent collecting data for state and other reporting purposes.</i>				
Staff member	Collecting Data Needed	Revising Data to Match IPEDS Requirements	Entering Data	Revising and Locking Data
Your office	<input type="text" value="5.00"/> hours	<input type="text" value="10.00"/> hours	<input type="text" value="2.00"/> hours	<input type="text" value="1.00"/> hours
Other offices	<input type="text"/> hours	<input type="text"/> hours	<input type="text"/> hours	<input type="text"/> hours

Summary

12-Month Enrollment Component Summary

The purpose of this summary is to provide you an opportunity to view some of the data that, when accepted through the IPEDS quality control process, will appear on the [College Navigator](#) website and/or your institution's Data Feedback Report (DFR). In addition, all data reported in IPEDS survey components become publicly available through the [IPEDS Use the Data](#) and appear as aggregated statistics in various Department of Education reports. [College Navigator](#) is updated approximately three months after the data collection period closes and DFRs will be available through the [IPEDS Use the Data](#) and sent to your institution's CEO at the end of 2025.

Please review your data for accuracy. If you have questions about the data displayed below or after reviewing the data reported on the survey screens, please contact the IPEDS Help Desk at: 1-877-225-2568 or ipedshelp@rti.org.

12-Month Unduplicated Headcount and Full-Time Equivalent Students	
Total 12-month unduplicated headcount enrollment	
Undergraduate student unduplicated headcount enrollment	928
Total 12-month full-time equivalent (FTE) student enrollment	
Undergraduate student FTE enrollment	714

Total 12-month Undergraduate Student Characteristics	
Percent of undergraduate students who are female	69 %
Percent of undergraduate students who are full-time	9 %
Percent of undergraduate students who are enrolled exclusively in distance education courses	100 %
Percent of undergraduate students by U.S. resident status and race/ethnicity: Note: Race/ethnicity is not collected for U.S. Nonresidents.	
U.S. Resident	100 %
American Indian or Alaska Native	0 %
Asian	2 %
Black or African American	7 %
Hispanic/Latino	7 %
Native Hawaiian or Pacific Islander	2 %
White	73 %
Two or More Races	3 %
Race and ethnicity unknown	5 %
U.S. Nonresident	0 %

Edit Report

12-month Enrollment

Source	Description	Severity	Resolved	Options
Screen: Full-time Undergraduate Students				
Screen Entry	The number entered is outside the expected range when compared with the prior year value. Please correct your data or explain. (Error #9020)	Explanation	Yes	
Reason	UW Flexible Option programs are on the newer side (our oldest CBE programs only date back to January 2014). Hence, programs are still being aggressively marketed. Growth in enrollment is expected. However, with that said, we are still dealing with small numbers. The prior year saw 22 males. This year, we have 31. The increase in raw numbers is only 9 more students (not a huge amount of growth in terms of headcount).			
Screen: Undergraduate Students Total				
Perform Edits	The 12-month unduplicated count of undergraduate students for Asian Women (9) is different than expected when compared with the same category (10) in the prior year Fall Enrollment survey, because the official fall enrollment reporting date falls within the 12-month timeframe for E12. Please correct your data or explain. (Error #9358)	Explanation	Yes	
Reason	UW Flexible Option is non-term, and has 12 start dates (called "Subscription Periods") per year. The Fall survey for non-term programs encompasses the time frame from Aug 1 to Oct 31. In the Flexible Option, that time period includes the following Subscription Periods: June, July, August, September, and October. This is only 4 of the available 12 Subscription Periods in FY2023-24. Hence, there are plenty of other opportunities to enroll up to 9 Asian students.			
Screen: Instructional Activity				
Screen Entry	The institution reported FTE entered on the Part B - Instructional Activity screen is significantly different from the estimate calculated from the instructional activity data. FTE should be calculated based on the total clock hours or credit hours (instructional activity) in which an average full-time student is expected to enroll over a 12-month period. Please correct your data or explain the reason for this variance, detailing the method used to calculate the entered FTE. (Error #9215)	Explanation	Yes	
Reason	NCES uses a divisor for calculating FTE that is suited to traditionally aged college students (e.g., students attending college full time, right from high school). University of Wisconsin Flexible Option is geared toward non-traditionally aged college students (e.g., older students who typically work full-time and have families). The institutionally reported FTE for the UW Flexible Option uses a different calculation more suited to the non-traditionally aged student population.			
Related Screens	Instructional Activity			